

# NATSNEWS



The 2018 USA F2A (CL Speed) Team: James VanSant, Alex Valishev, Ivan Valishev, Bill Hughes, and supporter Carl Dodge.



## CL SPEED

We begin this year's Nats CL Speed reporting with a brief account of the FAI Control Line World Championships, which were held July 13-19 in Landres, France. This is the reason why the CL Speed Nats dates are different—too many Speed fliers were in Europe.

In F2A Speed, the United States was represented by the team of Alex Valishev, Bill Hughes, James VanSant, and Junior Ivan Valishev. The team enjoyed the support of experienced Speed fliers in Carl Dodge, Glen VanSant, and our Nats Event Director, John Moll.

This was the largest World Championships in history in terms of the total number of participants. The number of entries in F2A Speed was a respectable 48 contestants from 19 countries, including seven Juniors. Eleven countries entered complete teams in contention for the team prize. The notable absence was the Ukrainian team, which won the 2016 team gold.

The weather during the entire week of competition was dry and hot (up to 90° F), with very low air pressure. Most of the contestants had problems finding satisfactory settings in these conditions. Only

two competitors broke the magic 300 kph barrier and only 11 were above 295 kph, which is quite low by modern standards.

The US team worked diligently all week to tune equipment for optimum performance and was rewarded with some success. We are happy to report that Team USA's Ivan Valishev is the 2018 Junior F2A World Champion with a respectable speed of 294.6 kph. In a dramatic last-round shootout, he beat Russian Junior Alexander Klochkov by 2 kph.


In the Open category, gold was won by Luca Grossi of Italy with a superb 302.9 kph. Hungarian Ferenc Szvacsek won Silver (300.0 kph), and Paul Eisner from the United Kingdom took Bronze (299.4 kph). In team competition, first place was won by Hungary, second was Italy, and the U.K. was third.

The final placement of the US contestants was Alex Valishev in 10<sup>th</sup> place with 295.4 kph, Bill Hughes in 12<sup>th</sup> with 294.8 kph, Ivan Valishev in 13<sup>th</sup> with 294.6 kph, and James VanSant in 28<sup>th</sup> with 286.5 kph for the fifth team place. This year, all of the US team members used Profi engines of various vintages. 🛩️

—Alex Valishev and Bill Hughes



Alex Valishev launches Ivan's model for the first-round flight.



James VanSant at speed.



Junior F2A podium: Alexander Klochkov (Russia) second, Ivan Valishev (USA) first, and Kacper Waliana (Poland) third.







Greetings to all of our AMA and NASS CL Speed entrants for the 92<sup>nd</sup> AMA National Championships. This year, we have four participants from California: John Newton, Joey Mathison, Jerry Rocha, and our VP Howard Doering. We also have four from Texas, Patrick Hemple, Steve Perkins, Jeff Gitchel, and Carl Layman; two from Iowa, father and son, Charlie and Ross Legg; two from Pennsylvania, James VanSant and his father, Glen VanSant, our president; and three from Ohio, Chris Montagino, Carl Dodge, and your *NatsNews* reporter. There is one pilot each from Illinois, Bill Hughes, and from Missouri, our Event Director John Moll. From Florida is Garry "Butch" Andrews; from Michigan, Kevin Hines; and the Oregon contestant is Mike Hazel. He was last here 17 years ago. Welcome back, Mike. He is the CL Speed Contest Director for the majority of the Northwest Region.

Monday, day one, is the smallest of our powerplants, the 1/2A Speed and 1/2A Profile Proto. These fly on 47.5 and 42-foot lines and are Screemers!

This year we have moved the .21 Proto event to the Record Ratio category and replaced it with the .21 Profile Proto. I believe we have at least three entered and several more in the works.

We hope for great weather and fast speeds. 🏁


—Warren Gregory



Above and below: The new .21 Profile Proto from Glen VanSant.



F2A ships belonging to Patrick Hemple of Houston TX.



A new "D" ship by Carl Layman. Photo by Dave Husson.



# CL RACING

Some of you may be wondering why you didn't see any of the CL Racing and Speed articles with the rest of the Control Line events. This year, the Control Line World Championships started the week after when the AMA Control Line Nationals were scheduled to take place. This would mean that a number of people who would normally attend the Nationals would have to choose between going to the Nats and going to the World Champs.

AMA was approached about changing the dates for the Control Line portion of the Nats. The AMA Executive Council gave permission to the Control Line Special Interest Groups (SIGs) to choose if they wanted to move the dates of the respective events. Both the Control Line Racing and Control Line Speed SIGs decided to change the dates of their events to the week that splits July and August. That is why you are just now seeing the results of these two categories.

The schedule for the Racing events this week is: Monday F2C Team Race and NCLRA Clown Race, Tuesday 1/2A Mouse and NCLRA Quickie Rat, Wednesday Slow Rat, and Thursday Scale Race and DMAA Sportsman Goodyear.

In the past, the National Control Line Racing Association has discussed having a 500 Lap Sportsman Goodyear event, but talking is all that ever got done. This year, it's official. On Friday, August 3, the Muncie 500 will take place. The entry fee is \$1, with the winner taking it all. Hopefully, we will have enough pilots.

Personally, I feel it would be better to hold the Muncie 500 earlier in the week, before all of our pilots have put in a week's worth of flying. So if you happen to be in Muncie on the 3<sup>rd</sup>, come on down to the CL site and cheer on your favorite team. 🏁

—Melvin Schuette



Charley Johnson clowning around.



How many laps do you have?





The big and small racing.



To order fuel, call  
(713) 661-5458  
or visit us online!

PROUD FUEL SPONSOR FOR RC PYLON,  
CL COMBAT, CL RACING, AND CL SPEED

[RITCHSBREW.COM](http://RITCHSBREW.COM)



# RC HELICOPTER

Photos from the 2017 Nats by Jenni Alderman and Mike Unger.

The RC Helicopter portion of the 2018 Nats begins today and will continue through the week. Today begins with Scale Static judging. 🚁









# SOARING F3J

Photos by Jenni Alderman.





# SOARING F3RES

Photos by Jenni Alderman.





# SOARING F3RES | F3J

Photos by Jenni Alderman.





# SOARING SCORES

F3RES

Rank	Name	Score	Pcnt	Raw Score	Rnd1	Rnd2	Rnd3	Rnd4	Rnd5	Rnd6	Rnd7	Rnd8	Rnd9	Rnd10	Rnd11
1	JOLLY, LARRY	10805.8	100.00	10805.8	1000.0	1000.0	1000.0	993.8	1000.0	1000.0	1000.0	823.1	1000.0	988.9	1000.0
2	MCGILL, GREGORY	10537.3	97.52	10537.3	1000.0	874.1	995.0	1000.0	1000.0	1000.0	975.1	1000.0	956.6	751.2	985.3
3	SCULLY, TOM	10186.3	94.27	10186.3	990.2	996.2	1000.0	997.5	950.1	993.9	909.4	1000.0	349.0	1000.0	1000.0
4	BEACH, DAVID	10145.3	93.89	10145.3	1000.0	1000.0	982.7	991.3	998.8	1000.0	177.4	1000.0	1000.0	1000.0	995.1
5	RICHMOND, DONALD	9324.7	86.29	9324.7	355.6	843.0	990.1	987.5	847.8	919.9	1000.0	380.8	1000.0	1000.0	1000.0
6	MCGOWAN, MICHAEL	9311.6	86.17	9311.6	1000.0	571.8	1000.0	882.2	1000.0	930.9	962.6	637.1	974.0	362.8	990.2
7	HOUSE, KIRBY	8890.8	82.28	8890.8	747.2	856.6	997.5	1000.0	546.4	966.6	656.3	617.2	996.3	514.1	992.6
8	ADASCZIK, WALTER	8836.5	81.78	8836.5	700.6	1000.0	889.2	0.0	964.9	989.0	1000.0	756.4	567.2	1000.0	969.2
9	KUKRAL, RONALD	8310.2	76.90	8310.2	982.6	875.2	963.9	1000.0	977.7	971.6	215.9	392.1	340.8	611.3	979.1
10	GROVES, MARK	7232.7	66.93	7232.7	605.5	523.9	497.5	915.3	285.9	761.0	702.4	394.9	888.5	959.2	698.6
11	LUEKE, JOHN	6837.4	63.28	6837.4	415.4	605.8	0.0	733.9	976.3	879.1	717.5	0.0	951.5	562.8	995.1
12	TRUSSELL, GAVIN	0.0	0.00	0.0	0.0	0.0	0.0	0.0	0.0	0.0	0.0	0.0	0.0	0.0	0.0

F3J


Rank	Name	Score	Penalties	Rnd 1	Rnd 2	Rnd 3	Rnd 4	Rnd 5	Rnd 6	Rnd 7	Rnd 8	Rnd 9	Rnd 10
1	<a href="#">Richard Burnoski</a>	8982.60	0	1000.00	996.02	1000.00	1000.00	999.19	1000.00	721.00	989.85	1000.00	997.54
2	<a href="#">Randall Everly</a>	8981.42	0	1000.00	1000.00	1000.00	997.56	984.16	999.70	1000.00	1000.00	1000.00	818.98
3	<a href="#">Amy Pool</a>	8836.76	0	887.54	991.88	990.26	1000.00	1000.00	1000.00	850.68	972.98	994.10	1000.00
4	<a href="#">Edward Dumas</a>	8803.62	0	984.21	868.77	989.70	1000.00	991.33	576.95	983.33	996.29	989.99	1000.00
5	<a href="#">Jeff Carr</a>	8793.59	0	753.83	1000.00	992.78	1000.00	1000.00	991.44	880.26	932.26	1000.00	996.85
6	<a href="#">Doug Pike</a>	8791.48	0	762.03	1000.00	1000.00	992.20	992.73	1000.00	987.10	1000.00	819.45	1000.00
7	<a href="#">James McCarthy</a>	8717.91	0	726.37	697.03	999.65	996.96	1000.00	1000.00	1000.00	1000.00	994.93	1000.00
8	<a href="#">Scott Shaw</a>	8642.72	0	787.59	1000.00	993.47	999.78	994.60	816.61	996.05	1000.00	977.50	864.71
9	<a href="#">Noah Myers</a>	8526.07	0	1000.00	926.84	605.88	999.36	1000.00	575.25	1000.00	997.22	1000.00	996.77
10	<a href="#">Rick Johnston</a>	8161.77	0	989.32	978.30	765.91	926.06	989.56	637.81	910.71	959.46	826.58	815.87
11	<a href="#">Jason Cole</a>	8108.89	0	962.44	778.20	1000.00	989.69	697.35	323.00	1000.00	835.88	999.34	845.99
12	<a href="#">Robin Meek</a>	7929.95	0	945.50	993.53	722.36	992.05	807.08	963.29	754.89	769.90	859.45	844.26
13	<a href="#">Jack Strother</a>	7929.20	0	903.82	668.96	960.62	993.07	815.43	675.06	613.93	972.74	956.42	983.08
14	<a href="#">Thomas Broeski</a>	7879.88	0	983.14	861.47	650.01	647.98	774.33	998.99	1000.00	629.97	967.92	996.04
15	<a href="#">Richard Bothell</a>	7371.91	0	779.71	676.34	991.11	987.04	660.36	504.30	614.75	753.59	983.85	925.16
16	<a href="#">Jackie Womack</a>	5037.07	0	1000.00	986.95	761.49	945.69	269.63	970.59	102.72	0.00	0.00	0.00

Place	Team	Score
1	<b>Team 1:</b> Doug Pike Amy Pool Rick Johnston Edward Dumas	AVG: 8648.41 RAW: 34593.63 4 Pilots in AVG.
2	<b>Team 3:</b> Jason Cole Randall Everly Jeff Carr Noah Myers	AVG: 8602.49 RAW: 34409.97 4 Pilots in AVG.
3	<b>Team 4:</b> James McCarthy Richard Burnoski Robin Meek Scott Shaw	AVG: 8568.30 RAW: 34273.18 4 Pilots in AVG.
4	<b>Team 2:</b> Jack Strother Jackie Womack Thomas Broeski Richard Bothell	AVG: 7054.51 RAW: 28218.06 4 Pilots in AVG.

Rank	Name	Score	Rnd 1	Rnd 2	Rnd 3	Rnd 4
1	<a href="#">Amy Pool</a>	3988.56	1000	997.6	1000	990.96
2	<a href="#">Edward Dumas</a>	3758.61	996	870.54	998.37	893.7
3	<a href="#">Randall Everly</a>	3600.15	999.83	1000	697.12	903.2
4	<a href="#">Richard Burnoski</a>	3573.33	999.17	995.44	578.72	1000



**GET YOUR  
2018 NATS  
GEAR!**



Visit the Cloud 9 Museum Store for shirts, hats, aeromodeling souvenirs, and more!

Open 7 days a week 10 a.m.-4 p.m.



SUMMER NATS 2018  
**BOB SIFLEET**  
FOUR TIME GRAND NATIONAL CHAMPION  
TROPHIES EXHIBIT  
**OPENS**  
MEMORIAL - LABOR DAY

**CHECK IN  
AND WIN**

Check in on Facebook using the hashtag **#AMANats** for a chance to win a Nats jacket!

One winner will be randomly selected at the conclusion of this year's Nats events.

@modelaviation



[nats.modelaircraft.org](http://nats.modelaircraft.org)

**2018 NATIONAL AEROMODELING CHAMPIONSHIPS SPONSORS**







Photo by Jenni Alderman.

Academy of Model Aeronautics  
5161 E Memorial Dr | Muncie IN 47302  
[modelaircraft.org/nats](http://modelaircraft.org/nats) | [natsnews@modelaircraft.org](mailto:natsnews@modelaircraft.org)