



Darold Jones with his first National Championship award!

FREE FLIGHT

The NFFS tent was set up on the road southeast of the campground. That seemed the best solution to guessing the wind direction. It turned out to be a marginal decision early on, as the drift was pretty much south-southwest and some models drifted into the trees. I think at least four models had to be retrieved. Steve Spence brought a 50-foot pole to help Jerry Murphy get his E-36 from about 30 feet up.

A second line was set up by some gas rebels north of the field on the road, as well as the FAC flightline. Then the “pen” was out in the field, accessible from both sites. It seemed that no matter where you flew from, the random drift of east-southeast wasn’t going to harm you.

As luck would have it, the wind was calm, and thermals were abundant with some *big* thermals. For the most part, chases were short for the bulk of the day. There were a few fly-aways, which is never fun, but if you had to rate it ... perfect FF weather.

Wrapping up the scores from the Beat the Vartanian event, I finally tracked down Lee Hines who had them in his car. First place in the final round was Randall Krystosek with 68, Lee Hines in second with 62 seconds, and Linda Powell with 44 seconds for third!

The FAC van was there in full force and it was not uncommon to see a Peanut Chambermaid cruising overhead. When you get a chance, stroll over and watch some impressive Scale models fly.

B gas had 14 fliers. Guy Mennano put on quite a show with 10 maxes! That is a lot of flying but attests to the great day it was. B NOS was just as crowded on the score sheets, showing 13 fliers, with Gene Smith posting 1,560 seconds to win. You needed nine maxes to get into the top three!

The 1/2A Classic Gas event was just as contested with 15 fliers. Ronnie Thompson bested the crowd with a 750. The top three placings were within 96 seconds of first. The event also had Junior Bradin Powell showing 173 seconds. Bradin is the grandson of Chuck and Linda Powell.

The two FAI events for the day were well flown. F1B is seven rounds with 17 fliers and it was a real contest. Six fliers made it clean through the seven rounds and flyoffs were set to be held

Thursday morning (today as you read this) at 6:30 a.m. We’ll keep you posted as I do not have the results as I write this.

F1J resulted with John Lorbiecki, our current NFFS president, taking first with 5 maxes! Glenn Schneider was second, 22 seconds behind, and Guy Mennano 45 seconds back for third. Hayden Ashworth flew one max to win in the Junior category. Hayden is one of the Junior team members flying in the world championship. I spoke with him and he only put in one flight, so he wouldn’t risk the model he plans to take to the world championship.

A lone event, someplace in the annals of past years, Cargo, which used to be designated Clipper Cargo, is an event to basically see how much you could lift off the ground and fly for 40 seconds. Although there were only two entrants, Rudy Kluiber flew for a score of 1,830 and became the Nats champion.

Wow ... E-36, the electric event for the day, had 36 Open fliers and one Junior! Last year, there were only 21 fliers. This shows the rising popularity of electric. Eleven fliers hovered on the three maxes needed to get to a flyoff, and Yuda Avla bested the list with eight maxes for a score of 960 seconds. Bob Sifleet was 48 seconds off first place. William Wicks, a Junior, nearly maxed out with 339 seconds for first.

Wrapping up the AMA side of the events were Small NOS Rubber, ABC OT Cabin, NFFS One Design Rubber, and Catapult. The Small NOS Rubber event required a score of more than 500 to be in the top four, with Bud Romack winning with a score of 540. Ed Hardin came in at 513 for second place, Bobby Hanford was at 506 for third, and Ed Sneed was at 501 for fourth.

OT Rubber Cabin drew seven flying in the event. Ray Boyd from Denver, flying for his first national championship, scored 924 seconds! Good showing, Ray.

OT ABC Cabin had four fliers competing, with Bud Romak winning with a score of 342, Hank Sperzel following with 317, and Blake Simon at 306 for third.

The NFFS One Design contest this year was sponsored by and based upon Bud Romak’s Betty’s Baby. A cash “bumper” was awarded to the top three places in the event too, which made success a bit sweeter. But the event rules were a bit confusing. On the card were archival rules from last year’s Perryman event, but the flying of three 120s with graduated flyoff maxes didn’t seem to be a problem. Darold Jones won the event, maxing out with another couple minutes of insurance for his first National Championship too. Great flying!

Hand Held Catapult Glider ... “Everyone can do this too.” Catapult is a highly contested event. There were well over 30 signed up and 30 flew, including six Juniors.


Thermals were picky and hard to hit, but Stan Buddenbohm took first place with a score of 440 seconds, a mere 29 seconds ahead of Kit Bays, 33 seconds ahead of Kurt Krempez, and 39 seconds ahead of Tom Peadon!

Being in the “pen” is an experience. You will always get plenty of thermal-picking advice, but whose do you trust? Haley Mattson probably did not listen and scored a handy 197 to be the highest Senior

Team Catapult is where you form a team of three and fly for points. The team of Stan Buddenbohm, Kurt Krempez, and Tim Batiuk took first with 1,201 total points!

That wraps it up for Wednesday. More flying to come! Thermals! 🚀


—Rick Pangell



Paul Bradley with an E-36 Satellite decorated the way it should be.



Teamwork.




The 2017 Nats
CD Greg Simon
with his F1B.



"The Leeper" himself, Lee Hines.



Expert advisors advising where a model is.



Al Rohrstaff launching.



Jace Pivonka watching and timing Alex Andruikov's F1B airplane.



Darold Jones and his event-winning Betty's Baby.



Drat ... now you see it, now you don't!



Allison Brooks and her Golden, Ruby, admiring a Satellite.



Action in the Catapult Launch Glider (CLG) Pen—Tom Peadon, and Judy and Kit Bays.



All of the Youth fliers.



Chuck Powell and the coveted FAC Blue Max award.



Dick Kacmarsky and an ignition Brooklyn Dodger.



Simon Blake and a beautiful ignition Bombshell.



The Oakland Cloud Dusters and their "Max Wagon."



Tom Peardon of US Kid fame and his US KiddyCat.



No, those aren't snakes, but rubber motors.



CLG Team champions, Stan Buddenbohm, Kurt Krempetz, and Tim Batiuk.



Don DeLoach winding his Betty's Baby.



OT Rubber Stick winners.



FAC Jimmy Allen winners.



FAC Dime Scale winners.



FAC Hi-Start Scale Glider winners.



NOS B Gas winners.



SAM Old Timer ABC Cabin.



E-36 winners.



Small Nostalgia Rubber winners.



B Gas winners.



1/2A Classic Gas winner.



Haley Mattson, Senior E-36 and CLG winner.



One Design Betty's Baby winners.



Junior CLG winners.



Open CLG winners.



F1J winners.

FREE FLIGHT SCORES

SMALL NOS RUBBER (JSA)		
Last Name	First Name	Score
ROMAK	BUD	540
HARDIN	EDWARD	513
HANFORD	ROBERT	506
SNEED	ED	501
DELOACH	DON	481
FERWERDA	JAMES	473
GERSZEWSKI	JAMES	277
POWELL	LINDA	235
WICKS	IAN	13

F1J (J)(S)(A)		
A		
Last Name	First Name	Score
LORBIECKI	JOHN	600
SCHNEIDER	GLENN	578
MENANNO	GUY	555
FEDOR	MIKE	477
MORRIS	GILBERT	133
S		
J		
ASHWORTH	HAYDEN	120

F1B Wakefield (JSA)		
Last Name	First Name	Score
ANDRIUKOV	ALEXANDER	1320
ACKERLEY	CAMERON	1320
JOYNER	LOUIS	1320
MATHEWS	TONY	1320
SCHLOSBERG	ARAM	1320
CROWLEY	PAUL	1320
GERSPACHER	KYLE	1317
PIVONKA	JACE	1315
SIMON	EVAN	1310
RICHARDSON	MICHAEL	1301
SIMON	GREG	1284
MACCLEERY	RICHARD	1264
JONES	CHARLES	1233
MATSUNO	CHRIS	1151
MORRELL	ROGER	1143
IOERGER	THOMAS	689
CLAPP	JOHN	457

B Nos Gas (JSA)		
Last Name	First Name	Score
SMITH	GENE	1560
SOWDER	BOB	1237
DAVIDSON	LARRY	1178
ERRIDGE	ROGER	600
BANE	BRADLEY	545
MOLLENDORF	JOSEPH	480
SCHNEIDER	GLENN	459
BELL	H THOMAS	337
LAPRAIK	SCOTT	331
MARSH	DOUGLAS	240
KACMARSKY	RICHARD	230
HANFORD	ROBERT	120
HACK	JAMES	65

101-105 ROW GAS (JSO) (JSA)		
Last Name	First Name	Score
FEDOR	MIKE	204
BERRY	DANIEL	157
KELLY	JAMES	6

E36 Electric (J)(SA)		
(SA)		
Last Name	First Name	Score
AVLA	YUDA	960
SIFLEET	ROBERT	892
IVERS	RICHARD	719
ELDER	DALE	699
MURPHY	JACK	695
HOOKE	DRAKE	683
LAPRAIK	SCOTT	525
BATZ	THOMAS	519
TOMASCH	ANDREW	516
SCOTT	DWIGHT	360
BANE	BRADLEY	360
BRADLEY	RALPH	354
MURPHY	JERRY	352
SECHRIST	DAVID	350
BROOKS	CLINTON	347
RAY	RALPH	335
FREELAND	MARK	334
COFFIN	JAMES	329
JONES	JENNIFER	322
ETHERINGTON	CHARLES	317
JONES	DAVID	300
HINES	LEE	300
BRADLEY	PAUL	298
WICKS	IAN	290
LOOMIS	W	289
KUHL	WILLIAM	285
CALVERT	PHILLIP	278
MCBRIDE	DUNCAN	233
MATTSON	HAILEY	223
JENNINGS	JIM	120
SOWDER	BOB	120
HARDIN	EDWARD	120
RICHARDSON	M	50
DELOACH	DON	25
GASTON	DANIEL	8
J		
WICKS	WILLIAM	339

101C 1/2A Classic Gas (J)(S)(A)		
A		
Last Name	First Name	Score
THOMPSON	RONNIE	750
BERRY	DANIEL	672
BOCKINFUSO	JAMES	654
DOCK	DENNY	556
BROWN	GERALD	480
HACK	JAMES	418
MARSH	P JACK	410
BATZ	LINDSAY	348
MARSH	DOUGLAS	345
LAPRAIK	SCOTT	334
BELL	H THOMAS	225
BOYLE	J	214
PANGELL	RICK	200
PARKER	JIM	165
HANFORD	ROBERT	109
S		
J		
POWELL	BRADIN	173

Cargo (JSA)		
Last Name	First Name	Score
KLUIBER	RUDY	1824
HANFORD	ROBERT	606

Catapult Glider (JSA)		
Last Name	First Name	Score
BUDDENBOHM	STAN	440
BAYS	KIT	411
KREMPETZ	KURT	407
PEADON	TOM	401
BATIUK	TIM	354
BERRY	DANIEL	343
LEWIS	JAMES	334
MURPHY	JACK	271
JONES	GERALYN	268
BAUER	KENNETH	261
POWELL	CHUCK	212
LANGELIUS	JAN	212
HINES	LEE	210
MATTSON	HAILEY	197
HALE	DEBRA	173
PIVITT	RICHARD	171
KRYSTOSEK	RANDALL	171
MENANNO	NEAL	165
HALE	DAVID	158
DALECKI	GEORGE	139
MCKEEVER	MIKE	129
PLANTNER	ELLIOT	118
WICKS	IAN	113
LOOMIS	W	110
REUTER	WES	94
JONES	DAVID	89
POWELL	BRADIN	86
KUHL	WILLIAM	47
WICKS	WILLIAM	37
REUTER	BECKHAM	25

B Gas (JSA)		
Last Name	First Name	Score
MENANNO	GUY	1200
BERRY	DANIEL	1186
DOCK	DENNY	876
PARKER	JIM	721
DUNHAM	ROBERT	712
BROWN	GERALD	705
MARSH	DOUGLAS	595
THOMPSON	RONNIE	595
SPERZEL	HANK	353
DARLING	CLARK	311
KERGER	TERRY	279
BELL	H THOMAS	267
BOCKINFUSO	JAMES	221
HACK	JAMES	203

OT ABC Cabin (JSA)		
Last Name	First Name	Score
ROMAK	BUD	342
SPERZEL	HANK	317
BLAKE	SIMON	306
OLIVER	JOHN	61

OT Rubber Cabin (lg + sm) (JSA)		
Last Name	First Name	Score
BOYD	RAY	924
SNEED	ED	750
DELOACH	DON	734
MCBRIDE	DUNCAN	420
BROOKS	CLINTON	352
STOTT	JOHN	316
POWELL	CHUCK	120

UNLIMITED SOARING

Photos by Jenni Alderman.




Wednesday was the start of Unlimited Thermal Duration Soaring. In Unlimited, pilots can have their choice of a preferred sailplane with little restrictions. Any class size can be used, and control functions are unlimited. This sets up a beautiful flightline, with models of all shapes and sizes on the winches preparing to launch.


The day started off hot and humid and a late afternoon cooldown made thermals difficult to find. Pilots battled to complete their 10-minute tasks amid airplane failures and even a midair. At the end of the final round, tool boxes were brought out, soldering irons were heated, and repairs began for the next day's competition.

Unlimited will conclude today with the weather forecast showing a wind speed of 14 mph and a chance of afternoon thunderstorms. Starting off at the top of the pack, moving into round eight are Jason Cole (fourth), Richard Burnoski (third), Randall Everly (second), and Karl Miller (first). 🏆

—Ashley Rauwen











2018 Soaring NATS - UNL

Round 7 Combined - 07/25/2018

Plc	Pilot	1	2	3	4	5	6	7	Total
1	MILLER, KARL	1076.00	1017.33	1065.00	1083.99	1072.00	1082.00	1078.33	7474.66
2	EVERLY, RANDALL	1058.00	1087.67	1088.00	1079.00	1082.00	998.33	1021.00	7414.00
3	BURNOSKI, RICHARD	1096.33	1090.33	834.36	1081.67	1070.00	1092.00	1067.00	7331.69
4	Cole, Jason	1088.33	1073.00	1084.33	1075.67	1082.00	860.27	1037.47	7301.07
5	MCCARTHY, JAMES	1078.00	1098.33	1080.00	1087.33	1086.33	779.44	1090.00	7299.44
6	POOL, AMY	1093.00	1070.00	1074.00	1052.67	878.33	1075.00	1036.33	7279.33
7	SHAW, SCOTT	1034.66	1047.00	1074.67	981.64	1065.00	1073.33	889.56	7165.86
8	KUKRAL, RONALD	994.99	1056.00	986.67	1085.33	995.00	1024.67	955.00	7097.66
9	RUSSO, GUY	1087.66	1000.00	1036.00	1085.99	1088.67	1076.33	710.70	7085.35
10	SCHLITZKUS, PETER	945.00	1080.00	986.53	1075.00	1067.00	1076.31	797.96	7027.80
11	NOGY, L KENT	1089.00	1074.33	1093.33	1081.99	846.67	807.69	965.50	6958.52
12	MEEK, ROBIN	1072.32	915.00	1035.32	1051.33	747.00	1060.31	1052.33	6933.62
13	TRUSSELL, GAVIN	1034.33	1092.00	531.67	1054.00	1091.66	1091.00	993.33	6887.99
14	STROTHER, BERNARD	1039.67	1087.00	1078.33	981.67	1082.33	499.33	1071.00	6839.33
15	DUMAS, EDWARD	1097.00	1080.00	1079.00	1043.33	625.23	1085.00	804.50	6814.06
16	SHAPE, J	1038.28	671.61	1080.00	831.10	1071.33	1086.00	1034.99	6813.32
17	WOMACK, JACKIE	1035.33	1036.00	846.41	974.56	993.63	889.72	975.00	6750.66
18	CARR, JEFFREY	1059.33	1068.00	1087.00	515.86	1072.33	877.06	1021.33	6700.92
19	MARIEN, JOHN	1036.98	996.00	716.70	930.00	999.90	1054.65	738.00	6472.24
20	PIKE, DOUG	1067.00	1075.00	825.94	704.72	1069.66	853.67	829.71	6425.71
21	GRIFFITH, JERRY	1075.67	1081.33	565.00	598.00	1049.33	1096.33	951.82	6417.48
22	HILL, ARTHUR	786.00	574.03	990.00	989.97	1035.00	993.33	1038.00	6406.34
23	MARTIN, JAMES	1025.00	769.33	993.33	1072.67	633.30	827.60	1081.32	6402.55
24	MYERS, NOAH	1081.00	1069.33	1052.33	736.86	992.92	1058.66	392.17	6383.29
25	GAUGER, GILBERT	993.32	1051.33	1070.32	1074.00	542.86	549.25	1027.92	6309.00
26	JOLLY, LARRY	1094.00	1090.00	1089.00	1095.00	0.00	976.65	904.67	6249.32
27	ROBINSON, ROBERT	868.73	699.00	1067.00	540.24	1004.00	1073.00	989.97	6241.95
28	BROESKI, THOMAS	1034.00	1019.00	895.00	1071.62	998.33	484.35	669.16	6171.47
29	RICHMOND, DONALD	806.67	1054.66	1089.33	467.69	1089.66	596.99	1066.33	6171.33
30	WIMBISH, WAYNE	1060.65	762.67	1047.67	1075.00	887.33	617.58	710.12	6161.02
31	BEACH, DAVID	1058.00	1078.33	1000.00	0.00	1079.00	1001.77	869.48	6086.58
32	SCULLY, TOM	1037.33	756.00	1078.00	560.20	717.65	1078.33	843.06	6070.57
33	BERLIN, JOHNNY	996.66	988.33	608.33	1045.65	320.53	1018.00	1039.67	6017.18
34	MONG, RON	1052.00	0.00	1068.33	1083.67	720.08	1084.00	950.00	5958.08
35	BOTHELL, RICHARD	721.80	1040.00	1064.00	456.31	896.87	1048.67	675.39	5903.04
36	CLEVELAND, DON	247.08	1082.33	1090.67	1063.00	896.97	587.65	929.82	5897.52
37	POTI, NORMAN	1065.32	1044.33	1084.67	0.00	586.67	986.67	1062.96	5830.61
38	WYATT, RONALD	1047.00	1039.33	0.00	839.91	634.00	1053.00	1066.99	5680.24
39	JOHNSTON, RICK	923.77	859.33	1054.33	457.36	453.30	815.26	1054.00	5617.36
40	IMMANUEL, DAVID	985.93	671.67	570.95	1049.00	864.33	590.22	851.41	5583.51
41	ADASCZIK, WALTER	737.90	998.33	760.81	516.67	626.04	996.67	668.74	5305.16
42	LINDSAY, JOHN	1022.67	1000.00	528.87	321.07	743.82	542.11	852.16	5010.70
43	STAHL, GORDY	680.00	1021.33	1038.33	1041.98	996.64	0.00	0.00	4778.29
44	GAMMONS, STEPHEN	555.93	446.67	996.67	1049.33	352.25	420.01	953.33	4774.19
45	MCGOWAN, MICHAEL	419.00	423.33	1014.67	365.52	365.61	1011.33	1035.00	4634.46
46	ANDERSON, TODD	574.95	615.79	996.67	734.82	0.00	592.87	1051.33	4566.43
47	WHYTE, ED	535.00	473.33	816.36	566.89	478.12	479.13	435.74	3784.57
48	WALLNER, JACK	419.03	772.67	303.33	272.12	318.33	0.00	0.00	2085.49



Photo by Jenni Alderman.

Academy of Model Aeronautics
5161 E Memorial Dr | Muncie IN 47302
modelaircraft.org/nats | natsnews@modelaircraft.org