

# NATSNEWS



Photo by Jenni Alderman.



# RES | NOS | TWO-METER

Photos by Jenni Alderman.

The RC Soaring Medley continued Tuesday with pilots again alternating between RES, NOS, and Two-Meter events. Clouds stayed prominent in the air, with an occasional sprinkle of rain, but three rounds of each class were completed.

The RC Soaring Medley—running three events at the same time—was new to pilots this year. Everyone was kept on his or her toes—running to and from the winch lines, launching for 10-minute rounds, and switching to a different airplane in preparation for the next class's flights. Often, the words “We need a timer over here!” echoed across the field as fliers scrambled to time for one another between flights.

The final rounds were complete by mid-afternoon. Pilots began the tedious process of tearing down and safely storing their delicate airplanes as final scores were tallied.

Before announcing the winners, the League of Silent Flight (LSF), an AMA Special Interest Group, completed its

membership meeting with reports from officers and discussions for next year's RC Soaring Nats. During the meeting, a special award was presented to Gordy Stahl, recognizing his contributions to the RC Soaring community.

The 2018 RC Soaring Two-Meter Nats winners are Doug Pike, fourth place; Wally Adaszczik, third place; Gavin Trussell, second place; and Kent Nagy, first place. In RES, fourth place went to Don Cleveland; third place, David Beach; second place, Amy Pool; and first place went to Randall Everley. In NOS, fourth place was Gavin Trussell; third, Arthur Hill; second, Guy Russo; and first place was Johnny Berlin. The evening concluded with a barbecue dinner sponsored by the LSF.

Today is the start of Unlimited Soaring, which runs through Thursday. This is a popular RC Soaring Nats event, with 50 pilots registered to participate. 🚁

—Ashley Rauwen


















# RES | NOS | TWO-METER SCORES

## 2018 Soaring NATS - RES

### Round 7 Combined - 07/22/2018

Plc	Pilot	1	2	3	4	5	6	7	Total
1	EVERLEY, RANDALL	1021.67	1067.00	1053.00	1093.31	1073.00	1061.33	1086.67	<b>7455.97</b>
2	POOL, AMY	1054.33	1035.29	1086.67	1041.00	1067.67	1094.00	1074.31	<b>7453.27</b>
3	BEACH, DAVID	1092.00	1018.67	1046.00	1079.00	996.64	1069.00	1067.00	<b>7368.31</b>
4	CLEVELAND, DON	1075.66	1061.99	1067.33	988.31	1046.66	1066.67	1049.93	<b>7356.55</b>
5	BATES, KENNETH	1000.00	1047.67	993.33	1096.00	1082.33	1076.00	1053.00	<b>7348.33</b>
6	RUSSO, GUY	1070.66	1083.33	998.33	1071.33	1042.00	998.33	1049.00	<b>7312.99</b>
7	NOGY, L KENT	1000.00	1097.00	1072.33	832.36	1075.00	1082.00	1090.00	<b>7248.69</b>
8	SCHLITZKUS, PETER	1031.98	1045.67	1012.33	854.87	1050.33	1023.19	1077.00	<b>7095.38</b>
9	GAUGER, GILBERT	932.52	1009.33	1074.67	1082.00	1053.93	787.00	1037.00	<b>6976.45</b>
10	SHAPE, J	1000.00	1039.67	1052.67	654.16	1081.00	1000.00	1004.32	<b>6831.82</b>
11	WIMBISH, WAYNE	1051.67	1058.00	988.33	879.61	1084.00	732.33	981.67	<b>6775.61</b>
12	JOHNSTON, RICK	940.53	730.81	1098.00	781.72	1084.00	1086.33	1047.67	<b>6769.06</b>
13	PIKE, DOUG	1054.33	1059.66	1033.00	654.54	988.33	839.66	1076.67	<b>6706.18</b>
14	STROTHER, BERNARD	1021.33	1042.33	1017.00	657.21	940.24	1029.00	996.67	<b>6703.77</b>
15	ADASCZIK, WALTER	359.80	1047.00	1003.33	1052.00	1046.67	1000.00	1029.66	<b>6538.46</b>
16	CARR, JEFFREY	937.04	1043.00	1029.99	449.83	1059.33	994.98	998.33	<b>6512.51</b>
17	RICHMOND, DONALD	1067.00	531.44	731.22	1007.99	1073.00	939.27	1084.00	<b>6433.92</b>
18	POTI, NORMAN	620.00	1041.67	1052.00	742.36	1073.58	745.33	1034.33	<b>6309.27</b>
19	LINDSAY, JOHN	750.84	1042.33	527.55	731.02	750.00	1046.00	1057.33	<b>5905.07</b>
20	WOMACK, JACKIE	787.04	340.57	998.33	617.90	1065.00	998.33	1000.00	<b>5807.18</b>
21	BOTHELL, RICHARD	1063.00	1000.00	1057.98	681.81	993.33	0.00	862.06	<b>5658.18</b>
22	IMMANUEL, DAVID	108.51	730.64	1013.00	998.33	990.00	710.42	1026.33	<b>5577.24</b>
23	BOICE, THOMAS	512.67	991.64	1005.33	543.67	1068.00	1051.99	402.34	<b>5575.64</b>
24	ROBINSON, ROBERT	685.19	1000.00	1022.33	441.30	1079.00	381.67	666.40	<b>5275.88</b>
25	BROESKI, THOMAS	497.50	801.82	661.10	812.23	498.33	993.33	1000.00	<b>5264.31</b>
26	MCGOWAN, MICHAEL	425.96	1050.33	471.33	676.97	1077.67	450.76	996.67	<b>5149.69</b>
27	MARTIN, JAMES	492.49	586.15	905.38	944.56	406.67	1095.00	300.68	<b>4730.92</b>
28	WALLNER, JACK	1090.33	438.13	896.67	513.10	399.84	595.96	769.33	<b>4703.36</b>
29	SCULLY, TOM	1016.33	530.88	1059.00	1033.07	494.98	300.50	261.67	<b>4696.43</b>
30	HILL, ARTHUR	250.42	510.00	988.31	544.77	479.87	917.65	991.67	<b>4682.68</b>
31	RENNECAMP, RICHARD	309.51	834.72	998.33	766.28	422.40	585.00	668.33	<b>4584.58</b>
32	GRIFFITH, JERRY	623.21	365.61	0.00	747.44	655.81	1056.32	989.98	<b>4438.36</b>
33	BLACK, SCOTT	235.39	366.22	1010.00	553.55	1065.95	421.40	440.00	<b>4092.52</b>
34	ANDERSON, TODD	379.63	495.00	780.24	596.79	354.52	670.33	290.54	<b>3567.04</b>
35	MEEK, ROBIN	978.67	432.39	839.01	714.77	0.00	406.72	189.19	<b>3560.75</b>
36	CUNNINGHAM, WILLIAM	379.93	443.14	618.33	326.92	711.67	355.00	526.67	<b>3361.65</b>
37	MARIEN, JOHN	190.32	306.02	622.67	244.15	354.46	291.67	229.73	<b>2239.00</b>
38	TAMEZ, JULIAN	0.00	993.33	0.00	0.00	0.00	0.00	0.00	<b>993.33</b>





## 2018 Soaring NATS - 2M

## Round 7 Combined - 07/22/2018

Plc	Pilot	1	2	3	4	5	6	7	Total
1	NOGY, L KENT	963.40	1074.00	1067.00	1093.00	1060.00	1022.00	1091.00	7370.40
2	TRUSSELL, GAVIN	1059.00	849.14	1082.00	1084.00	1054.00	1070.00	1062.33	7260.47
3	ADASCZIK, WALTER	1081.00	1000.00	1021.15	988.04	1000.00	993.33	1079.00	7162.52
4	PIKE, DOUG	749.45	1081.67	1083.00	1078.00	804.89	1082.66	1086.00	6965.66
5	SHAPE, J	1044.00	931.44	832.77	1035.04	950.34	1071.00	1030.24	6894.83
6	EVERLEY, RANDALL	1066.66	1059.00	803.04	708.47	1096.00	1045.00	911.18	6689.35
7	MYERS, NOAH	1023.00	551.67	1097.00	692.02	1079.00	1058.33	1074.33	6575.35
8	BATES, KENNETH	858.03	705.00	1067.33	824.82	1000.00	998.33	961.36	6414.87
9	BEACH, DAVID	766.78	934.56	411.76	1026.00	1000.00	1066.33	923.88	6129.31
10	SCULLY, TOM	1034.66	1026.32	991.65	590.35	571.88	1035.33	789.25	6039.45
11	CARR, JEFFREY	1043.12	1055.00	695.91	688.73	828.14	1061.00	632.58	6004.47
12	MARTIN, JAMES	1034.00	863.31	682.34	722.71	697.71	1089.00	878.99	5968.06
13	RUSSO, GUY	1089.67	1000.00	563.78	729.00	474.12	1016.63	863.89	5737.09
14	JOHNSTON, RICK	653.00	1034.00	372.78	990.17	493.07	1025.00	1096.33	5664.35
15	POOL, AMY	751.26	306.75	1042.95	836.54	854.64	1032.00	699.50	5523.64
16	BERLIN, JOHNNY	882.72	680.33	988.31	646.61	656.61	689.01	834.72	5378.32
17	MARIEN, JOHN	535.00	895.39	988.31	848.45	751.25	555.67	763.90	5337.97
18	BROESKI, THOMAS	811.74	1061.66	1040.06	822.44	322.12	666.67	527.47	5252.16
19	BOTHELL, RICHARD	288.33	463.21	1081.00	709.68	527.13	994.33	708.59	4772.28
20	RICHMOND, DONALD	589.07	522.33	733.14	791.29	407.35	525.00	1034.00	4602.18
21	MCGOWAN, MICHAEL	630.87	439.93	311.56	1012.07	542.04	1048.66	578.33	4563.47
22	SCHLITZKUS, PETER	465.66	435.98	739.74	636.89	416.02	735.00	608.33	4037.62
23	WALLNER, JACK	888.68	1063.66	367.31	411.37	439.00	326.00	287.67	3783.69
24	ANDERSON, TODD	239.70	365.61	657.04	514.97	611.11	591.67	618.13	3598.22
25	MEEK, ROBIN	444.33	403.01	297.16	766.47	297.16	603.33	351.67	3163.13
26	LINDSAY, JOHN	225.00	612.67	319.63	869.38	0.00	0.00	0.00	2026.67
27	GAUGER, GILBERT	501.98	0.00	315.97	552.07	0.00	0.00	0.00	1370.02

## 2018 Soaring NATS - NOS

## Round 7 Combined - 07/22/2018

[illegible]

# FREE FLIGHT

All days for staff are early days of getting ready for all of the fliers who are coming. Tasks include setting up flightlines, figuring out where to put the NFFS trailer, getting out the scoreboards, and processing models.

Tuesday morning confronted us with light fog that was lifting slowly. CD Faust Parker released a helium balloon to assess the drift and the balloon disappeared after a few minutes, heading east-southeast. Mist covered the local fields, but the skies were clearing.

The forecast was partly cloudy. The flightline was set up on the very west edge. As the day went on, it turned out to be a good choice; the air was pretty buoyant and airplanes started filling the air.

It's a good thing to have many families and partners attend the Nats too.

C Gas was evident with the screaming engines of 15 fliers. The pilots get that rush of adrenaline with those big models. Guy Mennano cranked out 17 maxes, plus a minute, for a total of 2,100 seconds for first. Wow! Congrats Guy! Gerald Brown did his best with 869 for 2<sup>nd</sup> place, and Jim Demeritte was at 750 for 3<sup>rd</sup>. It seemed like the race was for the 2<sup>nd</sup> and 3<sup>rd</sup> places in this event.

The One-Design Combo event this year was won by Glen Schneider, who bested 13 other fliers with a score of 1,315. That's missing 11 maxes by only 5 seconds! The nearest competitor was Rudy Kluiber at 827. Congrats, Glenn, on your achievement.

A-NOS was no slam dunk either, again with 15 fliers. Seven maxes was the bar. Bob Sowder got 840, besting Simon Blake who had 801. NOS isn't specifically known for high performance over AMA Gas.

Taking first in F1Q was Bob Sifleet at 1,260, seven maxes(!), with Dick Ivers at 1,244 and Jack Murphy 3 seconds behind Dick with 1,241! "Q" has an interesting set of rules. This is an event in which, depending upon your model, the motor run can change. This is determined by the energy of the motor. There is an "energy limiter" on board that controls the power of the motor. It's not unusual to see an F1Q lumbering along in the sky.

On another note, this is an electric event and the rain was a concern. Fortunately, it had no effect on the contest. One has to be impressed with the performance of electric models, which is sometimes better than the gas models.

F1C only had four entries with two people flying. Don Chesson and Dick Mathis were tied at the end of the first round. However, Dick's model was lost (later found) and it was decided not to fly again.

Ken Bauer topped F1H as he did last year, with a perfect score of 600. Mike McKeever was a close second at 544, and Mike Fedor was 10 seconds behind at 534. The top Junior was Wes Reuter with some decent flying, too.

Speaking of possible rain or water ... rise-off-water (ROW) had its own challenges. Launching off water is not the usual practice of Power fliers, but three did in Gas. It was challenging to say the least. Mike Fedor took first with a 204 and Dan Berry took second with 157. Entertaining would be a good description of ROW.

Ted Firster won ROW Rubber, another "challenging" event.

Mulvihill had 15 Open fliers, one Senior flier, and three Junior fliers. Again, it took some great flying to win. Chuck Markos won the coveted Mulvihill Trophy with an impressive 1,622 seconds. That's making the 6-minute max flight!

Being that this event is a graduated max event—2, 3, 4, 5 minutes, etc.—it takes real ability. Bud Romak was only about 2 minutes behind Chuck with 1,534 seconds and noted gas flier, Gerald Brown, flew 1,184, with Duncan McBride following at 1,051. Great flying guys!

Not to be shown up, Hailey Mattson scored 264 for first in the Senior class. In the Junior class, the competitors finished as follows: Bradin Powell 1<sup>st</sup> with 288, Elliot

Plantner 2<sup>nd</sup> with 148, and William Reuter 3<sup>rd</sup> at 119. Well done!

In the "Pen," 22 fliers tried to max out in OT Catapult, but alas, air picking was tough. The winner, Don DeLoach, repeated his Nats win with a score of 356 seconds! All of the top eight fliers were over 200 seconds, which was good flying considering the heavy, overcast day. One comment made was that later in the day, even with the overcast, the air was pretty buoyant.

Jetex had five fliers. Bobby Hanford, another gas flier, won the event with 240 seconds! Chris Matsuno, last year's winner, took second with 208 and Rudy Kluiber was 3<sup>rd</sup> with a 171. It's a lot of smoke if you are doing it right. Doing it right means having a good fuse. Those models are getting touchy to trim, especially with the shortage of fuel pellets and good fuse material.

OT Rubber Cabin had seven fliers this year—about half of last year's number of contestants. Ray Boyd from Denver—and fairly new at this game—took first with 924 seconds. That's making the four-minute flyoff flight and adding another 144 seconds to confirm his win. Ed Sneed came in second with 750, and Don DeLoach with 734 for 3<sup>rd</sup> was pretty impressive too—all good flying!

Results for the Beat the Vart: The event was flown in two rounds, with the first round having Randall Krystosek doing 156 and Lee Hines over 3 minutes. The flyoff round had Randall edging out Lee 68 to 62. I don't have the total line scores, but if they become available, I will try to find a place for them.

Thermals! 🌪️

—Rick Pangell



Tom Iorger and his F1Q.





The Batz brothers: Tom and Scott.



The Powell family.



The Mattson family.



Linda Powell stretching her OT Cat to the limit.



Debra Hale stretching her Old Time Catapult model to the limit.



David and Jennifer Jones, another family team.





Bradin Powell and his Mulvihill-winning Gollywock.




The team of Kit and Judy Bays.



Bill Kuhl winding.



Ralph Ray and Randall Krystosek, Old Time Catapult Launch Glider (OTCLG).



Paul Bradley and an Ezo model.



Aram Schlosberg smiling!





Bob Sifleet and his F1Q event winner.



Ed Hardin and Unlimited Rubber.



Scott Lapraik and a C Gas Satellite.



W. Loomis with his well-chewed Vartanian OTCLG.



Chris Matsuno and his many-years-old Jetex. Mike Richards is "assisting."



Many-time world champion, Alex Andruikov.





ROW Rubber winners.



Jetex winners.



One-Design winners.



A NOS Gas winners.



SAM OT Rubber Cabin winners.



SAM Old Time Catapult winners.



The 1/2A NOS Electric winner.



C Gas winners.



F1Q winners.



Junior F1H winner Wes Reuter.



F1H winners.



ROW Gas winners.



Junior Mulvihill winners: Bradin Powell 1<sup>st</sup>, William Reuter 3<sup>rd</sup>, and Elliot Plantner 2<sup>nd</sup>.



Senior Mulvihill winner Hailey Mattson.



Open Mulvihill winners.



# FREE FLIGHT SCORES

Mulvihill (J)(S)(A)		
A		
Last Name	First Name	Score
MARKOS	CHARLES	1622
ROMAK	BUD	1543
BROWN	GERALD	1184
MCBRIDE	DUNCAN	1051
HARDIN	EDWARD	772
SNEED	ED	742
VANCIL	MARK	533
JONES	DAVID	503
FERWERDA	JAMES	502
PIVONKA	JACE	481
JONES	GERALYN	465
OREILLY	JIM	289
BOYD	RAY	247
DELOACH	DON	120
TOMASCH	WALTER	120
S		
MATTSON	HAILEY	264
J		
POWELL	BRADIN	288
PLANTNER	ELLIOT	148
REUTER	WILLIAM	119

F1Q Electric Power (JSA)		
Last Name	First Name	Score
SIFLEET	ROBERT	1260
IVERS	RICHARD	1244
MURPHY	JACK	1241
IOERGER	THOMAS	1206
SCHLOSBERG	ARAM	1198
RICHARDSON	M	91

JETEX (JSA)		
Last Name	First Name	Score
HANFORD	ROBERT	240
MATSUNO	CHRIS	208
KLUIBER	RUDY	171
OLIVER	JOHN	79
PANGELL	RICK	29

1 DESIGN COMBO (JSA)		
Last Name	First Name	Score
SCHNEIDER	GLENN	1315
KLUIBER	RUDY	827
MARSH	DOUGLAS	669
SOWDER	BOB	595
SMITH	ROY	480
DOCK	DENNY	474
SPERZEL	HANK	474
BATZ	THOMAS	333
SMITH	GENE	329
ERRIDGE	ROGER	294
BOYLE	J	262
KACMARSKY	RICHARD	260
DARLING	CLARK	183
SPENCE	STEVE	120

OT Rubber Cabin (lg + sm) (JSA)		
Last Name	First Name	Score
BOYD	RAY	924
SNEED	ED	750
DELOACH	DON	734
MCBRIDE	DUNCAN	420
BROOKS	CLINTON	352
STOTT	JOHN	316
POWELL	CHUCK	120

OT Catapult (JSA)		
Last Name	First Name	Score
DELOACH	DON	356
BATIUK	TIM	322
DALECKI	GEORGE	302
KRYSTOSEK	RANDALL	287
PIVONKA	JACE	274
LANGELIUS	JAN	223
POWELL	CHUCK	223
POWELL	LINDA	215
SCHLARB	W	183
HALE	DEBRA	180
BAYS	KIT	148
FURUTANI	NORMAN	147
WICKS	WILLIAM	116
LOOMIS	W	104
PANGELL	RICK	89
WICKS	IAN	85
REUTER	WES	85
HALE	DAVID	83
PLANTNER	ELLIOT	82
KACMARSKY	RICHARD	81
JONES	DAROLD	72
LEWIS	JAMES	43

A Nos Gas (JSA)		
Last Name	First Name	Score
SOWDER	BOB	840
BLAKE	SIMON	801
SMITH	GENE	668
BANE	RUTH	588
SMITH	ROY	581
HANFORD	ROBERT	463
ERRIDGE	ROGER	450
DOCK	DENNY	360
MARSH	DOUGLAS	346
MARSH	P JACK	326
LAPRAIK	SCOTT	303
SCHNEIDER	GLENN	246
KACMARSKY	RICHARD	233
DAVIDSON	LARRY	104
DUNHAM	ROBERT	102

F1C (JSA)		
Last Name	First Name	Score
CHESSON	DON	180
MATHIS	DICK	180

Mulvihill (J)(S)(A)		
A		
Last Name	First Name	Score
MARKOS	CHARLES	1622
ROMAK	BUD	1543
BROWN	GERALD	1184
MCBRIDE	DUNCAN	1051
HARDIN	EDWARD	772
SNEED	ED	742
VANCIL	MARK	533
JONES	DAVID	503
FERWERDA	JAMES	502
PIVONKA	JACE	481
JONES	GERALYN	465
OREILLY	JIM	289
BOYD	RAY	247
DELOACH	DON	120
TOMASCH	WALTER	120
S		
MATTSON	HAILEY	264
J		
POWELL	BRADIN	288
PLANTNER	ELLIOT	148
REUTER	WILLIAM	119

C Gas (JSA)		
Last Name	First Name	Score
MENANNO	GUY	2100
BROWN	GERALD	869
DEMERITTE	JAMES	750
BERRY	DANIEL	674
DUNHAM	ROBERT	645
BERTRAND	DICK	581
MARSH	P JACK	573
DOCK	DENNY	469
SPERZEL	HANK	465
THOMPSON	RONNIE	452
HANFORD	ROBERT	451
PARKER	JIM	347
BELL	H THOMAS	345
LAPRAIK	SCOTT	240
KERGER	TERRY	71

F1H (JSA)		
Last Name	First Name	Score
BAUER	KENNETH	600
MCKEEVER	MIKE	544
FEDOR	MIKE	534
HACK	JAMES	475
REUTER	WES	66

101-105 ROW GAS (JSO) (JSA)		
Last Name	First Name	Score
FEDOR	MIKE	204
BERRY	DANIEL	157
KELLY	JAMES	6





Chuck Markos, Mulvihill Trophy winner.

Academy of Model Aeronautics  
5161 E Memorial Dr | Muncie IN 47302  
[modelaircraft.org/nats](http://modelaircraft.org/nats) | [natsnews@modelaircraft.org](mailto:natsnews@modelaircraft.org)