

NATSNEWS



RC SCALE AEROBATICS

The final day of the John Schroder Aerobatics Championships 2018 really emphasized the reason why we all fly, and fly IMAC.


We come to the end of a grueling week of competition and everyone brings their “A” game to get to the finish line. Whether you were first or last in your class, you were here. You competed, and you left it all in the air. There were some good flights and some flights that we would like to have back to try again. But, regardless, we got a chance to enjoy this great sport.

Congratulations to David Moser (who won the Bennett Cup) and Rhett Lambert (who won the Schroder Cup) for a job well done.

There was something that David Moser said in his speech that struck me. He said that John Schroder taught him that hard work pays off and that we need to respect our fellow competitors. Although he referenced Kurt Koelling, it makes me reflect on the fact that in our sport, our competition also tends to be our friends.


At the end of the day, when all of the planes are put up, we have each other. That is what IMAC means to me. Each of you is my friend and to each of you, much respect. 🏆

—Krzy4RC (Rich Whitlow)



See more Nats event
photos on AMA's Flickr page:
www.flickr.com/modelaircraft







THE SCHRODER CUP
IN RECOGNITION OF THE CONTRIBUTIONS MADE BY
JOHN & TINA SCHRODER
FOR THE MENTORING AND INVOLVEMENT OF YOUTH IN
R/C SCALE AEROBATICS



RC SCALE AEROBATICS SCORES

The John Schroder Scale Aerobatics National Championships 2018 Contest Results - Final Results

Advanced

Final scores in Advanced ranged from a low of **4,102.3** to a high of **12,428.9** (a range of 8,326.6)

Rank	Pilot	Final Score	Known														Unknown [us]		
			Round 1	Round 2	Round 3	Round 4	Round 5	Round 6	Round 7	Round 8	Round 9	Round 10	Round 11	Round 12	Round 13	Round 14	Round 1	Round 2	Round 3
			Seq 1	Seq 1	Seq 1	Seq 1	Seq 1	Seq 1	Seq 1	Seq 1	Seq 1	Seq 1	Seq 1	Seq 1	Seq 1	Seq 1	Round 1	Round 2	Round 3
1	Mitch Johnson AMA#988310; IMAC#7038	12,428.9 78.0%	947.8 70.6% thrown	1,000.0 82.4%	1,000.0 76.8%	1,000.0 77.1%	961.2 77.2% thrown	1,000.0 72.7%	1,000.0 81.1%	981.2 78.9%	1,000.0 73.8%	922.4 78.5% thrown	975.1 80.5%	984.6 74.0%	987.9 74.6%	942.0 66.8% thrown	1,250.0 72.6%	1,250.0 81.9%	1,223.6 73.0% thrown
2	Conner Barnes AMA#932363	12,428.8 77.9%	948.0 63.2% thrown	983.4 81.0%	940.3 72.9% thrown	968.6 74.6%	1,000.0 80.4%	980.1 71.3%	948.6 68.8% thrown	1,000.0 80.4%	947.4 62.6% thrown	1,000.0 85.1%	1,000.0 82.6%	1,000.0 75.2%	1,000.0 75.5%	1,000.0 70.8% thrown	1,107.7 60.5% thrown	1,246.7 81.6%	1,250.0 74.6%
3	Joseph Thibodeau AMA#11718; IMAC#7249	11,681.6 73.2%	1,000.0 74.5%	976.8 80.5%	932.6 71.6%	897.2 62.2% thrown	840.2 66.1% thrown	826.2 60.1% thrown	968.2 78.5%	820.6 66.7% thrown	951.3 70.2%	894.4 76.1%	896.9 74.1%	963.8 72.4%	924.3 69.8%	862.7 64.1% thrown	1,140.7 66.2%	1,169.9 76.6%	1,136.3 67.8% thrown
4	Cambize Shahrdar AMA#982277; IMAC#7240	8,334.1 54.0%	861.0 64.1%	892.2 73.5%	767.4 58.9%	708.7 54.6%	622.8 50.0% thrown	663.8 48.3%	851.8 69.1%	692.8 55.7%	664.4 40.1%	791.9 67.4%	702.3 58.0%	664.4 49.2% thrown	0.0 0.0% thrown	0.0 0.0% thrown	494.1 28.7%	243.8 16.0%	0.0 0.0% thrown
5	Toby W. Silhavy AMA#213009; IMAC#3276	4,102.3 25.8%	693.1 51.6%	828.9 68.3%	626.0 48.1%	716.4 55.2%	653.7 52.5%	0.0 0.0% thrown	0.0 0.0% thrown	0.0 0.0% thrown	0.0 0.0% thrown	0.0 0.0% thrown	0.0 0.0% thrown	0.0 0.0% thrown	0.0 0.0% thrown	0.0 0.0% thrown	584.2 33.9%	0.0 0.0% thrown	0.0 0.0% thrown

[us] - Unknown rounds were scaled to ~1250 max points each. (Sum of Unknowns weighted as 20% of the total score.)

Intermediate

Final scores in Intermediate ranged from a low of **9,767.9** to a high of **12,500.0** (a range of 2,732.1)

Rank	Pilot	Final Score	Known														Unknown [us]		
			Round 1	Round 2	Round 3	Round 4	Round 5	Round 6	Round 7	Round 8	Round 9	Round 10	Round 11	Round 12	Round 13	Round 14	Round 1	Round 2	Round 3
			Seq 1	Seq 1	Seq 1	Seq 1	Seq 1	Seq 1	Seq 1	Seq 1	Seq 1	Seq 1	Seq 1	Seq 1	Seq 1	Seq 1	Round 1	Round 2	Round 3
1	Sam Pankratz AMA#1063457; IMAC#7555	12,500.0 79.3%	923.0 74.0% thrown	963.4 78.0% thrown	1,000.0 74.6% thrown	1,000.0 77.3%	1,000.0 76.0% thrown	1,000.0 76.6%	1,000.0 76.5%	1,000.0 80.3%	1,000.0 77.2%	1,000.0 80.3%	1,000.0 84.5%	1,000.0 82.8%	1,000.0 83.7%	1,000.0 82.2%	1,250.0 68.3%	1,250.0 79.7%	1,250.0 67.6% thrown
2	Terry Pellerin AMA#118879; IMAC#5537	11,319.3 70.8%	1,000.0 80.1%	1,000.0 81.0%	816.6 58.4% thrown	829.0 64.1%	929.9 69.8%	824.0 62.3% thrown	736.4 56.3% thrown	846.0 67.9%	911.2 70.4%	917.4 73.7%	862.8 72.9%	935.6 77.5%	734.3 61.5% thrown	826.1 67.9%	1,101.5 60.2%	950.3 61.2% thrown	1,159.9 62.7%
3	Skip Messick AMA#396430; IMAC#7308	10,584.8 66.1%	913.5 73.2%	901.3 73.0%	837.4 59.9%	740.0 67.2% thrown	786.2 59.0%	770.3 58.2% thrown	737.6 56.4% thrown	817.5 65.7%	788.5 60.9%	884.9 71.1%	867.5 73.3%	873.2 72.3%	600.0 50.3% thrown	850.2 69.9%	1,047.5 57.3%	902.3 57.6% thrown	1,017.0 65.0%
4	Rich Whitlow AMA#krzy4rc; IMAC#6260	9,767.9 61.6%	970.4 77.8%	792.5 64.2%	676.4 41.2% thrown	600.3 46.4% thrown	816.2 61.2%	831.9 62.8%	760.8 58.2%	850.9 68.3%	680.7 52.6%	792.6 63.7%	805.2 68.1%	695.2 57.6%	0.0 0.0% thrown	0.0 0.0% thrown	946.5 51.7%	824.9 52.6%	0.0 0.0% thrown

[us] - Unknown rounds were scaled to ~1250 max points each. (Sum of Unknowns weighted as 20% of the total score.)

Sportsman

Final scores in Sportsman ranged from a low of **9,157.6** to a high of **12,440.1** (a range of 3,282.4)

Rank	Pilot	Final Score	Known														Unknown [us]		
			Round 1	Round 2	Round 3	Round 4	Round 5	Round 6	Round 7	Round 8	Round 9	Round 10	Round 11	Round 12	Round 13	Round 14	Round 1	Round 2	Round 3
			Seq 1	Seq 1	Seq 1	Seq 1	Seq 1	Seq 1	Seq 1	Seq 1	Seq 1	Seq 1	Seq 1	Seq 1	Seq 1	Seq 1	Round 1	Round 2	Round 3
1	Rhett Lambert AMA#1105466; IMAC#7832	12,440.1 80.1%	975.0 76.4% thrown	988.6 78.2%	862.4 67.7% thrown	995.4 79.0%	983.7 78.9%	802.7 66.3% thrown	996.0 79.6%	1,000.0 86.1%	1,000.0 76.4%	984.4 72.0%	991.8 81.2%	1,000.0 85.3%	1,000.0 76.4%	944.8 75.7% thrown	1,136.5 70.3% thrown	1,250.0 79.7%	1,250.0 85.1%
2	JJ Hedrick AMA#1036358; IMAC#7771	12,361.3 79.6%	1,000.0 78.3%	976.0 77.2%	1,000.0 78.5%	1,000.0 79.3%	908.7 72.0% thrown	984.9 80.1%	979.4 78.3%	947.6 79.0% thrown	953.8 72.0%	946.0 60.2% thrown	1,000.0 81.9%	896.4 76.3% thrown	968.9 72.8%	1,000.0 80.4%	1,250.0 87.2%	1,248.2 79.6%	1,117.2 76.0% thrown
3	Michael Landa AMA#1099276; IMAC#7717	12,145.3 78.0%	888.7 60.6% thrown	942.6 74.6%	929.0 72.0%	928.8 73.7%	1,000.0 80.2%	1,000.0 81.3%	1,000.0 79.9%	906.4 77.9% thrown	996.7 76.2%	1,000.0 72.1%	939.6 77.0%	906.0 77.2% thrown	871.6 66.6% thrown	973.8 78.3%	1,087.4 75.0% thrown	1,238.5 79.0%	1,196.1 81.4%
4	William Jackson AMA#902373; IMAC#7905	11,548.1 73.9%	639.7 50.0% thrown	909.5 72.0%	899.1 70.6%	906.0 71.9%	987.1 79.2%	863.0 69.5% thrown	956.1 76.4%	784.3 67.5% thrown	883.3 67.5% thrown	985.6 72.0%	883.7 72.4%	942.0 80.3%	905.7 68.1%	913.2 73.4%	484.4 33.8% thrown	1,139.1 72.6%	1,121.0 76.3%
5	Greg Hladky AMA#261216; IMAC#7779	11,362.3 73.6%	995.0 77.9%	1,000.0 79.1%	867.8 67.3% thrown	948.9 75.3%	958.9 76.9%	921.6 75.0%	890.9 71.2%	844.6 70.1% thrown	885.2 67.6%	916.3 67.0%	820.0 67.2% thrown	908.8 77.5%	703.2 62.8% thrown	887.1 71.3%	1,013.2 70.7%	824.0 62.6% thrown	1,036.6 70.5%
6	Michael Roxberry AMA#1366; IMAC#4059	10,488.9 67.7%	856.7 67.1%	842.7 66.7%	843.3 66.2%	871.0 69.1%	955.0 76.6%	836.5 68.0%	915.6 73.2%	774.4 66.4% thrown	856.8 65.5%	808.3 59.1%	668.2 64.7% thrown	781.1 66.6%	730.5 62.8% thrown	600.7 56.3% thrown	862.0 60.2% thrown	1,031.2 65.8%	890.6 60.6%
7	Bert Garrison AMA#67425; IMAC#7772	10,396.3 67.2%	865.4 67.8%	917.4 72.6%	676.6 63.0% thrown	853.2 67.7%	947.1 76.0%	906.5 73.7%	858.1 68.6%	682.3 58.7%	878.9 67.1%	268.2 48.0% thrown	705.8 57.8%	608.6 54.0% thrown	630.6 48.1% thrown	781.2 62.8%	1,010.6 70.5%	989.8 63.1%	841.3 66.2% thrown
8	Charles Cooke AMA#802539; IMAC#7461	10,194.5 65.4%	861.5 67.4%	783.3 62.0%	840.3 66.0%	789.2 62.6%	917.7 73.6%	795.3 64.7%	778.0 62.2%	672.8 67.8% thrown	676.8 64.7% thrown	856.7 62.6%	748.4 68.8% thrown	810.6 69.1%	671.8 62.8% thrown	806.5 64.9%	853.8 59.6%	1,101.7 70.3%	662.6 44.4% thrown
9	Randy Foster AMA#828636; IMAC#5966	10,165.2 64.8%	953.9 74.7%	856.3 67.8%	874.4 68.6%	677.0 53.7%	751.1 60.2%	909.4 74.0%	873.5 69.8%	603.6 52.0% thrown	763.6 58.3%	808.9 59.1%	722.9 59.2%	0.0 0.0% thrown	0.0 0.0% thrown	0.0 0.0% thrown	995.1 69.5%	979.0 62.4%	0.0 0.0% thrown
10	Kevin Schmidt AMA#2731; IMAC#7544	9,157.6 59.1%	634.7 49.7% thrown	715.4 56.6%	609.7 47.0% thrown	644.6 51.1%	812.2 65.1%	786.1 63.9%	716.2 57.2%	687.2 50.5% thrown	962.8 73.6%	849.4 62.1%	871.6 71.4%	775.7 66.1%	0.0 0.0% thrown	0.0 0.0% thrown	497.8 34.7% thrown	810.2 51.7%	578.6 39.4%

[us] - Unknown rounds were scaled to ~1250 max points each. (Sum of Unknowns weighted as 20% of the total score.)

RC SCALE AEROBATICS SCORES

Unlimited

Final scores in Unlimited ranged from a low of **8,446.2** to a high of **12,478.0** (a range of 4,031.7)

Rank	Pilot	Final Score	Known														Unknown ^[us]		
			Round 1	Round 2	Round 3	Round 4	Round 5	Round 6	Round 7	Round 8	Round 9	Round 10	Round 11	Round 12	Round 13	Round 14	Round 1	Round 2	Round 3
			Seq 1	Seq 1	Seq 1	Seq 1	Seq 1	Seq 1	Seq 1	Seq 1	Seq 1	Seq 1	Seq 1	Seq 1	Seq 1	Seq 1			
1	David Moser AMA#654738; IMAC#3056	12,478.0 86.3%	1,000.0 84.7%	982.3 85.4% thrown	1,000.0 85.3%	1,000.0 87.5%	995.9 87.4% thrown	991.9 83.9% thrown	1,000.0 88.4%	1,000.0 84.8%	1,000.0 88.1%	1,000.0 89.2%	1,000.0 74.5%	1,000.0 89.2%	1,000.0 89.1%	974.3 84.4% thrown	1,208.6 76.8% thrown	1,244.4 83.1%	1,233.5 67.7%
2	Kurt Koelling AMA#6238; IMAC#2819	12,428.3 85.4%	987.2 80.6%	1,000.0 86.9%	986.3 84.2%	959.5 84.0% thrown	1,000.0 87.7%	1,000.0 84.6%	946.3 83.7% thrown	940.8 76.9% thrown	1,000.0 88.1%	999.3 89.1%	990.2 73.8%	939.5 83.8% thrown	965.4 86.0%	1,000.0 86.6%	1,250.0 79.4%	1,250.0 83.4%	1,250.0 68.6% thrown
3	Kal Reifsnnyder AMA#918522; IMAC#6844	11,835.4 81.5%	940.9 76.8%	959.5 83.4%	884.5 75.5% thrown	952.5 83.3%	938.4 82.3%	900 80.0% thrown	932.3 82.5%	904.5 74.0% thrown	940.7 82.9%	956.7 85.3%	968.7 72.2%	950.9 84.9%	965.3 86.0%	898.1 77.8% thrown	1,147.7 72.9%	1,181.6 78.9%	1,138.6 62.5% thrown
4	Ty Lyman AMA#598352; IMAC#2375	11,489.2 78.5%	909.0 74.2%	936.7 81.4%	889.7 75.9%	790.9 69.2% thrown	924.0 81.1%	915.4 77.4%	929.1 82.2%	821.7 67.2% thrown	933.2 82.3%	912.5 81.4%	908.0 67.7%	828.7 73.9% thrown	847.3 75.5% thrown	913.4 79.1%	1,158.3 73.6%	1,160.0 77.4%	974.3 53.5% thrown
5	Dean Lampron AMA#878736	11,270.0 77.8%	837.8 68.4% thrown	875.3 76.1%	814.1 69.5% thrown	896.6 78.5%	904.2 79.3%	924.6 78.2%	881.9 78.0%	870.4 74.2% thrown	906.8 79.9%	851.9 76.0% thrown	907.4 67.6%	922.2 82.3%	909.1 81.0%	882.6 76.4%	1,144.0 72.7%	1,115.3 74.4%	893.7 49.0% thrown
6	Ray Morton AMA#1407; IMAC#6378	11,038.5 76.2%	863.4 70.5%	906.9 78.8%	803.8 68.6% thrown	842.2 73.7% thrown	867.9 76.1%	937.9 79.3%	855.8 75.7%	828.4 67.7% thrown	897.0 79.1%	910.6 81.2%	889.2 66.3%	877.1 78.3%	870.2 77.5%	829.7 71.9% thrown	1,085.7 69.0%	1,076.7 71.9%	995.6 54.6% thrown
7	Louis A. Matustik AMA#L1900; IMAC#3592	10,376.0 72.2%	735.9 60.1% thrown	901.6 78.4%	752.6 64.2% thrown	794.8 69.5%	866.8 76.1%	873.6 73.9%	798.6 70.6%	635.8 52.0% thrown	855.6 75.4%	871.9 77.7%	749.1 55.8% thrown	822.6 73.4%	813.0 72.4%	788.5 68.3%	1,029.4 65.4%	959.5 64.0%	902.7 49.5% thrown
8	Shane Snyder AMA#8433; IMAC#6942	8,446.2 57.8%	554.2 45.3% [pp]	733.0 63.7% [pp]	632.7 54.0% [pp]	680.2 59.5% [pp]	758.0 66.5% [pp]	679.6 57.5% [pp]	521.4 46.1% [pp] thrown	667.1 54.5% [pp]	722.8 63.7% [pp]	900 80.0% thrown	812.5 60.6% [pp]	801.1 71.5% [pp]	900 80.0% thrown	900 80.0% thrown	546.6 34.7% [pp]	858.7 57.3% [pp]	900 80.0% thrown

[us] - Unknown rounds were scaled to ~1250 max points each. (Sum of Unknowns weighted as 20% of the total score.)

[pp] - "Missing scale pilot/panel" penalty was assessed.

Freestyle


Final scores in Freestyle ranged from a low of **704.5** to a high of **1,000.0** (a range of 295.5)

Rank	Pilot	Final Score	Freestyle
			Round 1
1	Kal Reifsnnyder AMA#918522; IMAC#6844	1,000.0	1,000.0
2	JJ Hedrick AMA#1036358; IMAC#7771	823.9	823.9
3	Rhett Lambert AMA#1105466; IMAC#7832	812.5	812.5
4	Michael Landa AMA#1099276; IMAC#7717	704.5	704.5

Note: Flights without a scale pilot and panel installed are assessed a penalty.
In this report, no pilots were assessed the missing pilot/panel penalty.

Report Parameters: Divisions=Sportsman,Intermediate,Advanced,Unlimited; Knowns=No; Unknowns=No; Freestyle=Yes; Rounds=1-20

Score! v4.25.2; Elapsed time to create report: 2226ms



Academy of Model Aeronautics
5161 E Memorial Dr | Muncie IN 47302
modelaircraft.org/nats | natsnews@modelaircraft.org